

MONTHLY TREASURER'S REPORT
 BY BRANDY VICK, COUNTY TREASURER,
 MAY 2024

	Beginning Balance	Revenues	Disbursements	Transfer In	Transfer Out	Ending Balance	Investments Redeemed	Investments Purchased	Demand Balance	Investment Balance	Total Deposits
Texpool Insurance	\$2,719,285.32	\$12,047.45	\$0.00	\$0.00	\$95,000.00	\$2,636,332.77	\$0.00	\$0.00	\$0.00	\$2,636,332.77	\$2,636,332.77
TexPool Available	\$445,841.61	\$1,131.17	\$0.00	\$4,924.14	\$365,000.00	\$86,896.92	\$0.00	\$0.00	\$0.00	\$86,896.92	\$86,896.92
TexPool Operating	\$27,241,480.26	\$120,723.67	\$0.00	\$0.00	\$650,000.00	\$26,712,203.93	\$0.00	\$0.00	\$0.00	\$26,712,203.93	\$26,712,203.93
TexPool Permanent	\$1,132,287.85	\$5,090.05	\$0.00	\$0.00	\$4,924.14	\$1,132,453.76	\$0.00	\$0.00	\$0.00	\$1,132,453.76	\$1,132,453.76
FNB Operating	\$1,847,525.84	\$1,052,883.50	\$1,273,740.54	\$650,000.00	\$667,092.12	\$1,609,576.68	\$0.00	\$0.00	\$1,609,576.68	\$0.00	\$1,609,576.68
FNB Payroll	\$6,855.16	\$6.47	\$602,240.49	\$602,240.49	\$0.00	\$6,861.63	\$0.00	\$0.00	\$6,861.63	\$0.00	\$6,861.63
FNB Insurance	\$93,699.43	\$23,681.67	\$219,056.61	\$159,851.63	\$0.00	\$58,176.12	\$0.00	\$0.00	\$58,176.12	\$0.00	\$58,176.12
FNB Available	\$42,228.30	\$16.78	\$400,000.00	\$365,000.47	\$0.00	\$7,245.55	\$0.00	\$0.00	\$7,245.55	\$0.00	\$7,245.55
FNB Permanent	\$6,141.77	\$0.50	\$0.00	\$0.00	\$0.47	\$6,141.80	\$0.00	\$0.00	\$6,141.80	\$0.00	\$6,141.80
FNB IRC/125	\$23,770.95	\$2.02	\$0.00	\$0.00	\$0.00	\$23,772.97	\$0.00	\$0.00	\$23,772.97	\$0.00	\$23,772.97
FNB Holding	\$567,687.14	\$48.22	\$0.00	\$0.00	\$0.00	\$567,735.36	\$0.00	\$0.00	\$567,735.36	\$0.00	\$567,735.36
FNB Water Grants	\$950.00	\$0.00	\$0.00	\$0.00	\$0.00	\$950.00	\$0.00	\$0.00	\$950.00	\$0.00	\$950.00
FNB Unclaimed	\$15,221.12	\$1.25	\$0.00	\$0.00	\$0.00	\$15,222.37	\$0.00	\$0.00	\$15,222.37	\$0.00	\$15,222.37
Totals	\$34,142,974.75	\$1,215,632.75	\$2,495,037.64	\$1,782,016.73	\$1,782,016.73	\$32,863,569.86	\$0.00	\$0.00	\$2,295,682.48	\$30,567,887.38	\$32,863,569.86


TOTAL INDEBTEDNESS

Investment Register on back

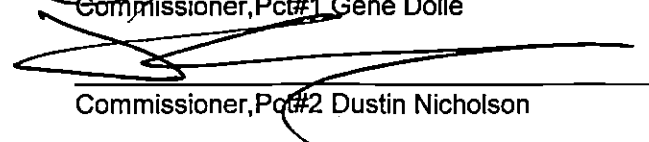
Submitted under the provision of the Local Government Code Section 114.026




County Judge, Todd Teffeller



Commissioner, Pct#1 Gene Dolle



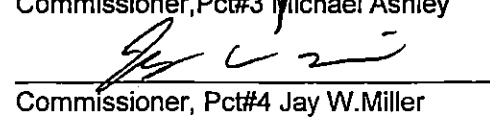
Commissioner, Pct#2 Dustin Nicholson



County Treasurer, Brandy Vick



Commissioner, Pct#3 Michael Ashley



Commissioner, Pct#4 Jay W. Miller

UPSHUR COUNTY INVESTMENT ACTIVITY

MAY 2024

<u>ACCOUNT</u>	<u>AMOUNT</u>	<u>TRANSFERRED OUT</u>	<u>TRANSFERRED IN</u>	<u>EARNED INTEREST</u>
TexPool Operating	\$26,712,203.93			\$120,723.67
TexPool Insurance	\$2,636,332.77			\$12,047.45
TexPool Perm School	\$1,132,453.76	\$4,924.14		\$5,090.05
TexPool Avail School	\$86,896.92		\$4,924.14	\$1,131.17
FNB Avail	\$7,245.55			\$16.78
FNB Perm	\$6,141.80			\$0.50
FNB Holding	\$567,735.36			\$48.22
FNB Insurance	\$58,176.12			\$5.50
FNB Operating	\$1,609,576.68			\$224.47
TOTALS	\$32,816,762.89	\$4,924.14	\$4,924.14	\$139,287.81

Handwritten notes:
 5/1/24
 2,636,332.77
 1,132,453.76
 86,896.92
 7,245.55
 6,141.80
 567,735.36
 58,176.12
 1,609,576.68

UPSHUR COUNTY INVESTMENT ACTIVITY

MAY 2024

<u>ACCOUNT</u>	<u>AMOUNT</u>	<u>TRANSFERRED OUT</u>	<u>TRANSFERRED IN</u>	<u>EARNED INTEREST</u>
TexPool Operating	\$26,712,203.93			\$120,723.67
TexPool Insurance	\$2,636,332.77			\$12,047.45
TexPool Perm School	\$1,132,453.76	\$4,924.14		\$5,090.05
TexPool Avail School	\$86,896.92		\$4,924.14	\$1,131.17
FNB Avail	\$7,245.55			\$16.78
FNB Perm	\$6,141.80			\$0.50
FNB Holding	\$567,735.36			\$48.22
FNB Insurance	\$58,176.12			\$5.50
FNB Operating	\$1,609,576.68			\$224.47
TOTALS	\$32,816,762.89	\$4,924.14	\$4,924.14	\$139,287.81